

ಕೃಷಿ ಮಾರಾಟ ಇಲಾಖೆ Department of Agricultural Marketing ಪ್ರೆಸ್ಸರ್ ಪರವಾನಗಿಗಾಗಿ ಅರ್ಜಿ Application Form for Presser License

Step 1: Enter the login details

Apply for Service

Mobile No

OTP/Password

4bF7d5 Type here

Forgot Password | New user? Register here

Submit

Check Your Application Status

Select Department

Select Service

Enter your Application ID

Check Status Now

© All Rights Reserved Powered by SERVICEPLUS

Step 2 : Citizen Login will be displayed

Menu

- Apply for services
- View Status of Application
- Messages & Alerts

ABOUT SERVICE PLUS

Welcome to Service Plus

ServicePlus is a generic application to provide an electronic delivery for all the services provided by The Government to The citizen. The Government of India, State Governments and Local Governments are providing various services to benefit the citizens at Centre, State or Local level primarily Government to Citizen (G2C) and Government to Business (G2B). The services provided are either demand driven or mandated by the legislation. The services provided by Government can be categorized as:

1. Regulatory Services: Regulatory services are services like trade licence, permit for construction of a building etc that can be denied by the Government.
2. Statutory Services: Statutory services are services like Issuance of Birth/Death certificate which cannot be refused by Government.
3. Developmental Services: Developmental Services are services or schemes provided by Government for the benefit of citizens like NREGS, IAY, Old age Pension etc.

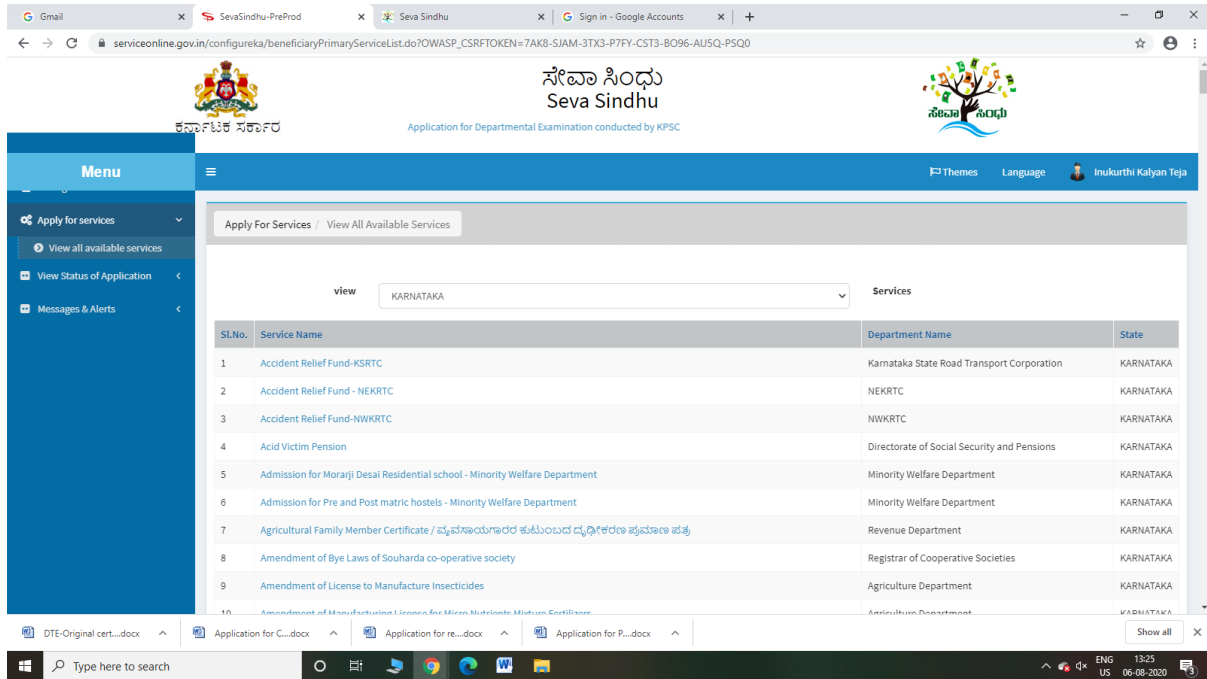
The following are the salient features of the software -

1. Service(s) will be created online
2. Citizens will be submitting applications online
3. Service units will be able to receive application online
4. Service units will be able to verify documents and application fee online
5. Service units will be able to escalate application to some other person, in the case of absence of dealing authority, online
6. Citizens will be monitoring Application status online
7. Private Service Access Providers will be participating in the application receipt/submission and service delivery process online message.ekyc.add.mapping=Please add atleast one mapping

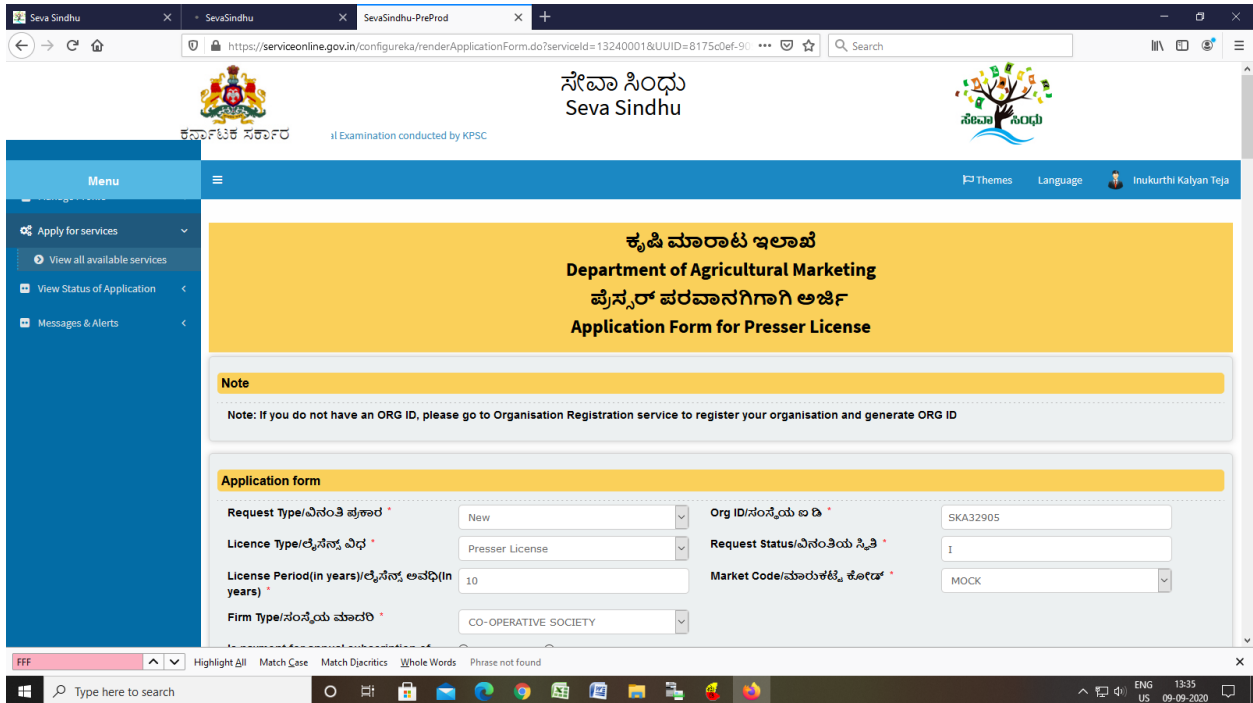
DTE-Original cert...docx Application for C...docx Application for re...docx Application for P...docx

Type here to search ENG 13:24 06-08-2020

Step 3 : Search the required service and click to open



Step 4 : Fill the Applicant Details & Photocopies details



Step 5 : Enter the OTP and verify mobile Number and Validate

The screenshot shows the 'SevaSindhu' application form on a web browser. The form is partially filled with the following details:

- Org ID/ಸಂಸ್ಥೆಯ ಐ ಡಿ : SKA000100
- License Period (in years)/ಲೈಸೆನ್ಸ್ ಅವಧಿ (in years) : 1
- Firm Type/ಸಂಸ್ಥೆಯ ವರ್ಗ : INDIVIDUAL
- Applicant Name/ಅರ್ಜಿದಾರರ ಹೆಸರು : ratyertye
- Applicant's Mobile Number/ಅರ್ಜಿದಾರರ ಮೊಬೈಲ್ ನಂ : 990XXXX799
- Enter OTP : 587436

A pop-up window titled 'Mobile number verification' is displayed over the form. It contains the following text:

One time password (OTP) has been sent to the mobile number 990XXXX799.
Enter OTP * [587436]
Click on validate button to validate OTP

Buttons for 'Validate' and 'Close' are visible at the bottom of the pop-up.

Step 6 : Click on I agree checkbox and fill the Captcha Code as given & Submit

The screenshot shows the 'SevaSindhu-PreProd' application form on a web browser. The form is partially filled with the following details:

- Apply to the Office : Department of Agricultural Marketing (STATE)
- Word verification code : jw62ka

The form includes a section for agreement and a captcha verification step. The agreement section contains the text: 'I also agree to execute an agreement and to fulfill other conditions prescribed by the Agricultural Produce Market Committee from time to time.' Below this text is a checkbox labeled 'I Agree' which is checked.

The captcha verification section displays the word 'jw62ka' and a circular refresh icon. Below the word is a text input field containing 'jw62ka'.

Buttons for 'Draft', 'Submit', 'Close', and 'Reset' are visible at the bottom of the form.

Step 7: A fully filled form will be generated for user verification

The screenshot shows a web browser window with the URL https://serviceonline.gov.in/configureka/applyPageForm.do?OWASP_CSRFTOKEN=RP9V-0P19-Q27J-71. The page header includes the Seva Sindhu logo and the text "ಸೇವಾ ಸಿಂಧು Seva Sindhu" and "Application for Departmental Examination conducted by". The user's name "Inukurthi Kalyan Teja" is visible in the top right corner. A left-hand menu contains options like "Apply for services", "View all available services", "View Status of Application", and "Messages & Alerts". The main content area displays a form with the following fields:

Request Type/ವಿವರಣೆ ಪ್ರಕಾರ:	New
Org ID/ನಿಮ್ಮ ಒ ಡಿ:	SKA32905
Licence Type/ವಿವರಣೆ ವಿಧ:	Presser License
Request Status/ವಿವರಣೆ ಸ್ಥಿತಿ:	1
Licence Period/ನಿಮ್ಮ ಅವಧಿ (In years):	10
Market Code/ವಿವರಣೆ ಕೋಡ್:	MOCK
Firm Type/ನಿಮ್ಮ ಫರ್ಮ ವಿಧ:	CO-OPERATIVE SOCIETY
Is payment for annual subscription of Krishipete Magazine already made? / ಕೃಷಿಪೆಟೆ ನಿಯತಕಾಲಿಕೆಯ ವಾರ್ಷಿಕ ಚಂದಾದಾರಿಕೆಗೆ ಕನಗೇಕೆ ಒಪ್ಪಣೆ ಮಾಡಲಾಗಿದೆ?	Yes
Applicant Name/ವಿವರಣೆ ಹೆಸರು:	dsfdsf

Step 8 : Click on Attach Annexure

The screenshot shows the same web browser window, but the form has progressed to the "Declaration" and "Additional Details" sections. The "Declaration" section contains the following text:

I do hereby declare that the information contained in the above application is true to the best of my knowledge and information. I have read and understood the provisions of the Karnataka Agricultural Produce Marketing (Regulation) Act, 1966 and the Rules 1968 and the Bye-laws of your Committee and the standing orders and terms and conditions and restrictions of licence made thereunder and declare that I agree to abide by them and any amendments to the same made in future.

I also agree to execute an agreement and to fulfill other conditions prescribed by the Agricultural Produce Market Committee from time to time.

I Agree : Yes

The "Additional Details" section contains the following information:

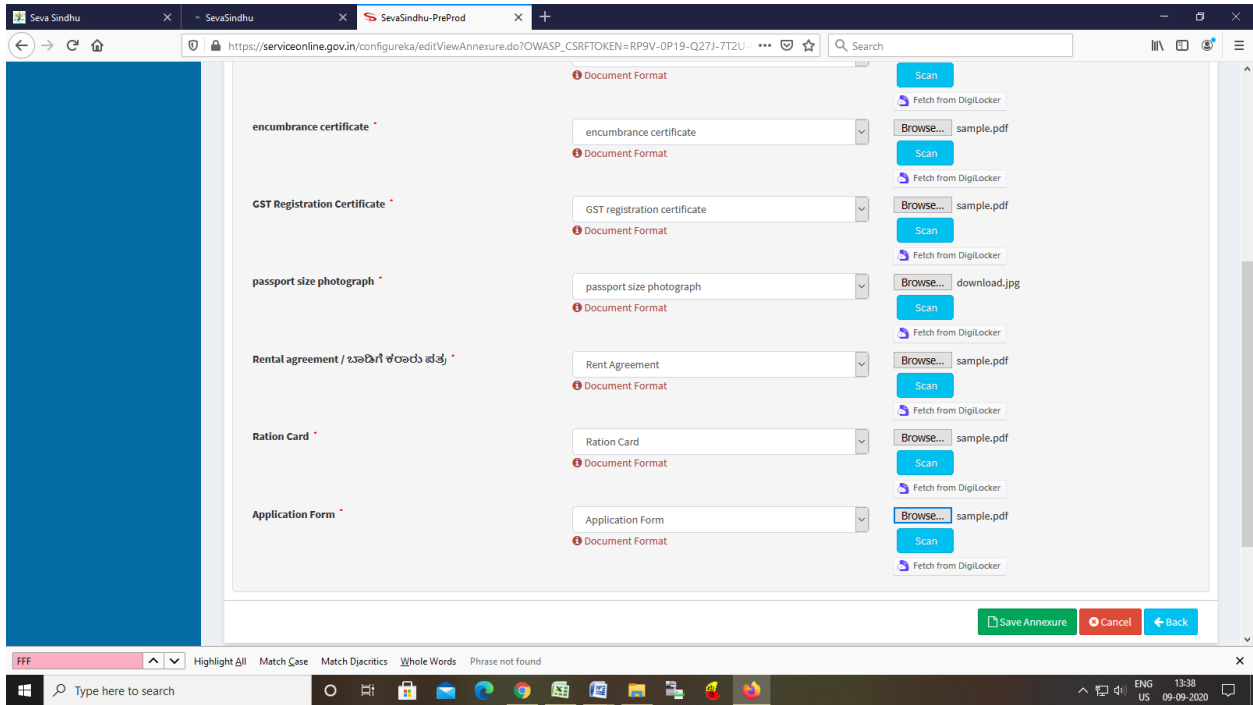
Apply to the Office: Department of Agricultural Marketing (STATE)

Draft Reference No.: Draft_AG008S/2020/00015

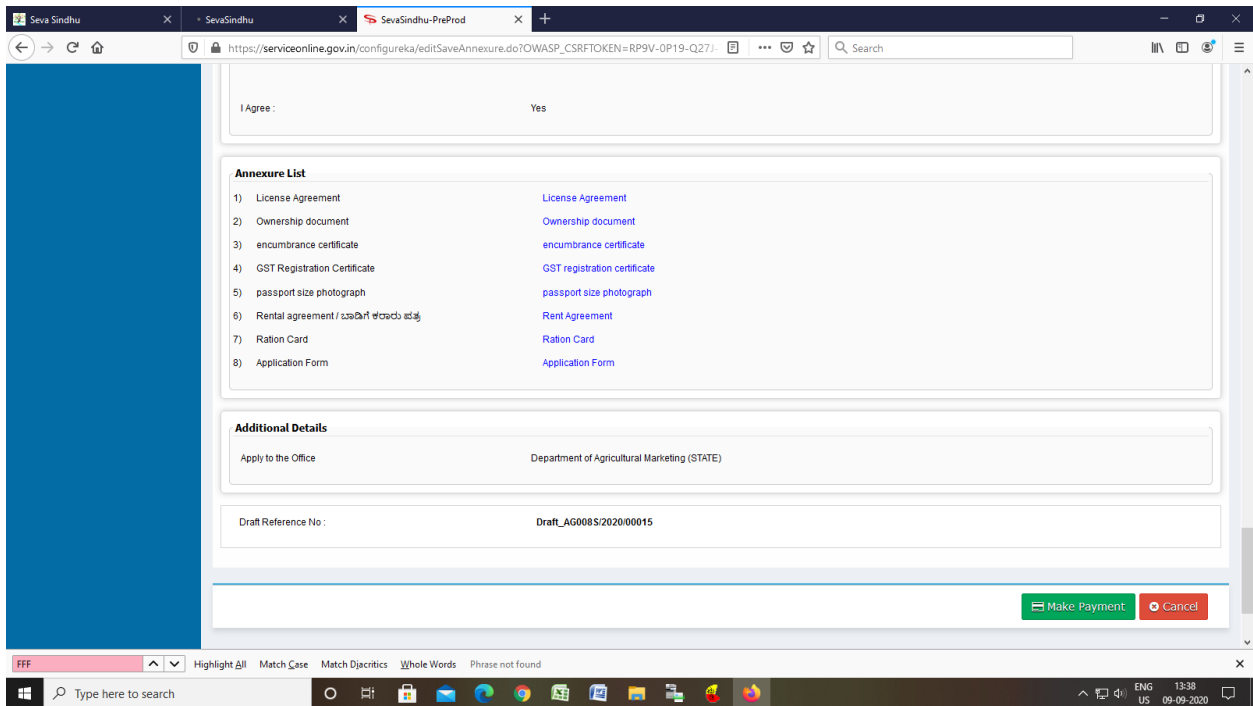
09/9/2020 01:36:45 IST

At the bottom of the form, there are four buttons: "Attach Annexure" (green), "Edit" (blue), "Cancel" (red), and "Click here to initiate new application" (blue). The footer of the page includes logos for the Ministry of Panchayati Raj, Digital India, data.gov.in, in.cha.gov.in, DeitY, and PMINDIA. It also states: "Site is technically designed, hosted and maintained by National Informatics Centre. Contents on this website is owned, updated and managed by the Ministry of Panchayati Raj. POWERED BY SERVICEPLUS".

Step 9: Attach the annexures and save them



Step 10: Saved annexures will be displayed



Step 13: Click on Make Payment and proceed

The screenshot shows the 'PAYMENT DETAILS' section for an 'APPLICATION FOR LICENSE FOR ESTABLISHMENT OF PVT MARKET'. The mode of payment is set to 'Cash'. The application fee is 2400.0. The total amount to be paid is also 2400.0. There are input fields for 'Receipt No.*' and 'Payment Date.*' (with a note to select the last 20 days from the current date). At the bottom right, there are buttons for 'Make Payment', 'Reset', and 'Cancel'.

Step 14: After Payment is Successful, acknowledgement will be generated

The screenshot shows the 'APPLICATION ACKNOWLEDGEMENT' page. It features a table with the following details:

Office Name / ಕಛೇರಿ ಹೆಸರು	Department of Agricultural Marketing
Sakala No / ಸಕಾಲ ಸಂಖ್ಯೆ	AG007S200000019
Application Date / ಅರ್ಜಿಯ ದಿನಾಂಕ	08/09/2020
Service Requested / ವಿನಂತಿಸಿದ ಸೇವೆ	Application to grant Broker License
Applicant Name / ಅರ್ಜಿದಾರರ ಹೆಸರು	ghfghghg
Applicant Address / ಅರ್ಜಿದಾರರ ವಿಳಾಸ	krishna temple streettrtr
Mobile No / ಸಂಖ್ಯೆ	9996253522

Below this table is a section for 'Documents Submitted / ದಾಖಲಾತಿಗಳನ್ನು ಸಲ್ಲಿಸಿದ ಮಾಹಿತಿ' with a table of document details:

Type of document(s)	Document(s) Attached
encumbrance certificate	encumbrance certificate
Address proof	Aadhar Card
GST Registration Certificate	GST registration certificate
Aadhar Card	Aadhar Card
Rent/Lease Agreement	Rent Agreement
Ownership document	Ownership document
passport size photograph	passport size photograph
License Agreement	License Agreement
Application Form	Application Form

At the bottom, the payment status is 'Payment Paid Successfully / ಪಾವತಿ ಯಶಸ್ವಿಯಾಗಿ ಪಾವತಿಸಲಾಗಿದೆ' with a mode of 'Cash'. The transaction ID is 'Not Applicable / ಅನ್ವಯಿಸುವುದಿಲ್ಲ' and the transaction date is '07/09/2020'.